

# BABA ARTS LIMITED

3A, Valecha Chambers, New Link Road, Andheri (W), Mumbai - 400 053.

Tel.: 2673 3131 Fax : 2673 3375

email : [babaartslimited@yahoo.com](mailto:babaartslimited@yahoo.com) / [investors@babaartslimited.com](mailto:investors@babaartslimited.com)

CIN-L72200MH1999PLC119177 Website: [www.babaartslimited.com](http://www.babaartslimited.com)

9<sup>th</sup> May, 2019

The BSE Limited.,  
Corporate Relationship Department  
Dalal Street  
Mumbai – 400 001.

SCRIP CODE: 532380  
SCRIP NAME : BABA

Dear Sir,

**Re : Audited Financial Results for the Quarter and Year ended 31.03.2019**

Pursuant to Regulation 33 of SEBI (Listing Obligations & Disclosure Requirements) Regulations, 2015, enclosed is the COPY of Audited Financial Results of the Company for the Quarter and Year ended on 31st March, 2019 along with certified copy of Auditor's Report on Quarterly Financial Results and Year to date Results. The said results were approved by the Board of Directors at its meeting held on 9<sup>th</sup> May, 2019.

The said Audited Financial Results are also made available on the website of the Company viz. [www.babaartslimited.com](http://www.babaartslimited.com) and the BSE Limited. viz. [www.bseindia.com](http://www.bseindia.com)

Kindly take the same on record and oblige.

Thanking you,

Yours truly,  
For Baba Arts Limited



N.H.Mankad  
Company Secretary

# BABA ARTS LIMITED

3A, Valecha Chambers, New Link Road, Andheri (W), Mumbai - 400 053.

Tel.: 2673 3131 Fax : 2673 3375 email : babaartslimited@yahoo.com

CIN-L72200MH1999PLC119177 Website: www.babaartslimited.com

## AUDITED FINANCIAL RESULTS FOR THE QUARTER & YEAR ENDED 31ST MARCH, 2019

(Rs.in Lakh except EPS)

| Sr. No. | Particulars   | Quarter Ended |              |               | Year Ended    | Year Ended    |
|---------|---|---------------|--------------|---------------|---------------|---------------|
|         |   | Audited       | Unaudited    | Audited       | Audited       | Audited       |
|         |   | 31.03.2019    | 31.12.2018   | 31.03.2018    | 31.03.2019    | 31.03.2018    |
|         | <b>Continuing Operations</b>  |               |              |               |               |               |
| 1       | <b>Income from operations</b>   |               |              |               |               |               |
|         | a) Net Sales / Income from Operations   | 4.70          | 2.49         | 129.21        | 87.25         | 141.08        |
|         | b) Other Income   | 31.51         | 30.25        | 24.95         | 149.76        | 116.51        |
|         | <b>Total Operating Income (a+b)</b>   | <b>36.21</b>  | <b>32.74</b> | <b>154.16</b> | <b>237.01</b> | <b>257.59</b> |
| 2       | <b>Expenses</b>   |               |              |               |               |               |
|         | a) Cost of Production/Distribution/IPR(net of returns)                            | -             | -            | -             | -             | -             |
|         | b) Purchases of Stock -in -trade  | -             | -            | -             | -             | -             |
|         | c) Changes in Inventories of finished goods, work in progress and stock in trade  | -             | -            | 54.00         | -             | 54.00         |
|         | d) Employees benefit expenses   | 7.45          | 8.31         | 7.23          | 30.25         | 30.69         |
|         | e) Finance Cost   | 0.31          | -            | 0.16          | 0.36          | 1.08          |
|         | f) Depreciation & amortisation expense  | 0.98          | 1.00         | 2.41          | 5.45          | 10.05         |
|         | g) Other Expenditure  | 7.62          | 11.15        | 12.68         | 43.47         | 66.92         |
|         | <b>h) Total Expenses (a to g)</b>   | <b>16.36</b>  | <b>20.47</b> | <b>76.48</b>  | <b>79.53</b>  | <b>162.74</b> |
| 3       | Profit/(Loss) from Operations before Exceptional Items (1-2)                      | 19.85         | 12.27        | 77.68         | 157.48        | 94.85         |
| 4       | Exceptional Items   | -             | -            | -             | -             | -             |
| 5       | <b>Profit (+)/Loss (-) from Continuing Operations before Tax (3+4)</b>            | <b>19.85</b>  | <b>12.27</b> | <b>77.68</b>  | <b>157.48</b> | <b>94.85</b>  |
| 6       | Tax Expense - Prior Year  | -             | -            | -             | 0.00          | 0.67          |
|         | Tax Expense - Current Year  | 1.00          | 0.30         | 0.26          | 3.92          | 0.26          |
|         | <b>Tax Expense - Deferred Tax</b>   | <b>0.44</b>   | <b>0.89</b>  | <b>0.21</b>   | <b>14.29</b>  | <b>(9.13)</b> |
| 7       | <b>Net Profit (+) / Loss (-) From Continuing Operations after Tax (5-6)</b>       | <b>18.40</b>  | <b>11.08</b> | <b>77.21</b>  | <b>139.26</b> | <b>103.05</b> |
| 8       | Extra Ordinary Items (Net of Tax expense Rs _____ Lacs)                           | -             | -            | -             | -             | -             |
| 9       | <b>Net Profit (+) / Loss (-) for the period (7+(-)8)</b>                          | <b>18.40</b>  | <b>11.08</b> | <b>77.21</b>  | <b>139.26</b> | <b>103.05</b> |
| 10      | Other Comprehensive Income (OCI)  |               |              |               |               |               |
|         | (i) Items that will not be reclassified to Statement of Profit and Loss           |               |              |               |               |               |
|         | (a) Remeasurements of the defined benefit liabilities/(asset)                     | (0.74)        | 0.25         | 0.82          | (0.59)        | 0.57          |
|         | (ii) Income tax relating to items that will not be reclassified to profit or loss | 0.19          | (0.07)       | (0.21)        | 0.15          | (0.15)        |
|         | <b>Total Other Comprehensive Income/(Loss)</b>                                    | <b>(0.55)</b> | <b>0.18</b>  | <b>0.62</b>   | <b>(0.44)</b> | <b>0.42</b>   |
| 11      | <b>Total Comprehensive Income for the year ( 9+10)</b>                            | <b>17.85</b>  | <b>11.26</b> | <b>77.83</b>  | <b>138.82</b> | <b>103.47</b> |
| 12      | Paid up Equity Share Capital (of Re 1/-each)                                      | 525.00        | 600.18       | 600.18        | 525.00        | 600.18        |
| 13      | Other Equity excluding Revaluation Reserve  | -             | -            | -             | 1,088.42      | 1,231.59      |
| 14      | EPS ( in Rs ) before & after Extraordinary Items (not annualised)                 |               |              |               |               |               |
|         | - Basic & Diluted   | 0.030         | 0.02         | 0.11          | 0.234         | 0.146         |
| 15      | Debt Equity Ratio #   |               |              |               | NA            | NA            |
| 16      | Debt Service Coverage Ratio #   |               |              |               | NA            | NA            |
| 17      | Interest Service Coverage Ratio #   |               |              |               | NA            | NA            |

# The Company did not have any debt.

For Baba Arts Limited

  
Gordhan P. Tanwani  
Chairman & Managing Director  
DIN:00040942

Place: Mumbai

Date: 9th May, 2019





# BABA ARTS LIMITED

3A, Valecha Chambers, New Link Road, Andheri (W), Mumbai - 400 053.

Tel.: 2673 3131 Fax : 2673 3375 email : babaartslimited@yahoo.com

CIN-L72200MH1999PLC119177 Website: www.babaartslimited.com

## SEGMENT WISE REVENUE RESULTS AND CAPITAL EMPLOYED

Rs. In Lakh

|          | Particulars   | Quarter Ended         |                         |                       | Year Ended            | Year Ended            |
|----------|---|-----------------------|-------------------------|-----------------------|-----------------------|-----------------------|
|          |   | Audited<br>31.03.2019 | Unaudited<br>31.12.2018 | Audited<br>31.03.2018 | Audited<br>31.03.2019 | Audited<br>31.03.2018 |
| <b>1</b> | <b>Segment Revenue (Net Sales)</b>                        |                       |                         |                       |                       |                       |
|          | a) Trading in IPR of Film Rights                          | 0.11                  | -                       | 125.00                | 75.66                 | 125.00                |
|          | b) Production of Films & TV Serials                       | -                     | -                       | -                     | -                     | -                     |
|          | c) Studio   | 4.59                  | 2.49                    | 4.21                  | 11.59                 | 16.08                 |
|          | <b>Total Net Income From Operations</b>                   | <b>4.70</b>           | <b>2.49</b>             | <b>129.21</b>         | <b>87.25</b>          | <b>141.08</b>         |
| <b>2</b> | <b>Segment Results - Profit before tax &amp; Interest</b> |                       |                         |                       |                       |                       |
|          | a) Trading in IPR of Film Rights                          | 0.02                  | (0.14)                  | 69.32                 | 73.76                 | 65.03                 |
|          | b) Production of Films & TV Serials                       | (0.10)                | (0.11)                  | (0.72)                | (0.93)                | (15.88)               |
|          | c) Studio   | (13.31)               | (15.68)                 | (15.71)               | (64.74)               | (69.74)               |
|          | <b>Total</b>  | <b>(13.39)</b>        | <b>(15.93)</b>          | <b>52.89</b>          | <b>8.08</b>           | <b>(20.59)</b>        |
|          | Finance Cost  | (0.31)                | -                       | (0.16)                | (0.36)                | (1.08)                |
|          | Others (Unallocable Income - Unallocable Expenses)        | 33.55                 | 28.21                   | 24.95                 | 149.76                | 116.51                |
|          | <b>Total Profit Before Tax</b>                            | <b>19.85</b>          | <b>12.27</b>            | <b>77.68</b>          | <b>157.48</b>         | <b>94.85</b>          |
| <b>3</b> | <b>Segment Assets</b>                                     |                       |                         |                       |                       |                       |
|          | a) Trading in IPR of Film Rights                          | 0.45                  | 0.45                    | 79.16                 | 0.45                  | 79.16                 |
|          | b) Production of Films & TV Serials                       | 207.10                | 210.77                  | 150.69                | 207.10                | 150.69                |
|          | c) Studio   | 151.51                | 151.13                  | 156.28                | 151.51                | 156.28                |
|          | d) Unallocated Assets                                     | 1324.22               | 1,658.29                | 1513.73               | 1,324.22              | 1,513.73              |
|          | <b>Total Segment Assets</b>                               | <b>1683.28</b>        | <b>2020.64</b>          | <b>1899.87</b>        | <b>1683.28</b>        | <b>1899.87</b>        |
| <b>4</b> | <b>Segment Liabilities</b>                                |                       |                         |                       |                       |                       |
|          | a) Trading in IPR of Film Rights                          | 0.38                  | 0.38                    | 15.06                 | 0.38                  | 15.06                 |
|          | b) Production of Films & TV Serials                       | 31.51                 | 31.51                   | 31.51                 | 31.51                 | 31.51                 |
|          | c) Studio   | 13.95                 | 14.11                   | 5.30                  | 13.95                 | 5.30                  |
|          | d) Unallocated Liabilities                                | 24.01                 | 21.90                   | 16.23                 | 24.01                 | 16.23                 |
|          | <b>Total Segment Liabilities</b>                          | <b>69.86</b>          | <b>67.90</b>            | <b>68.10</b>          | <b>69.86</b>          | <b>68.10</b>          |

### Notes:

- The above audited results for the quarter and year ended 31st March, 2019 have been reviewed by the Audit Committee and thereafter approved approved by the Board of Directors of the Company at its meeting held on May 9, 2019. The Statutory Auditors M/s. Arunkumar K Shah & Co., have expressed an unqualified audit opinion on these financial results.
- The above results have been prepared in accordance with the Companies (Indian Accounting Standards) Rules, 2015 (Ind AS) prescribed under Section 133 of the Companies Act, 2013 as amended from time to time and other recognised accounting practises and policies to the extent applicable.
- Effective from 1st April, 2018, the Company has adopted Ind AS 115 "Revenue from Contracts with Customers" using the cumulative effect method. The application of Ind AS 115 did not have any significant impact on recognition and measurement of revenue in the financial results of the Company.
- During the quarter the Company has completed buy back of 75,18,300 equity shares of Re. 1/- each at a price of Rs. 4.50 per share aggregating to Rs. 3,38,32,350/-. Consequent upon buy back of shares the paid up equity share capital of the Company has reduced from Rs. 600.18 Lac to Rs. 525.00 Lac.
- In respect of figures for the year ended 31st March, 2019 Buyback Expenses amounting to Rs.18.84 Lac have been routed through Retained Earnings and not charged to Revenue Account in accordance with the Ind AS 32. Correspondingly Buyback Expenses of 21.09 Lacs incurred in the previous year and charged to Revenue Account under the head Exceptional Item have been transferred to Retained Earnings and to that extent the audited figures of the previous year ended on 31st March,2018 have been recast.
- Other income include interest income of Rs. 135.15 Lac and Rent income of Rs. 12.00 Lac.
- Figures of the last quarter are the balancing figures between audited figures in respect of the full financial year and published year to date unaudited figures upto third quarter of the relevant financial year.
- The previous period figures have been regrouped/ re-arranged, wherever necessary, to conform with current classifications.



# BABA ARTS LIMITED

3A, Valecha Chambers, New Link Road, Andheri (W), Mumbai - 400 053.

Tel.: 2673 3131 Fax : 2673 3375 email : babaartslimited@yahoo.com

CIN-L72200MH1999PLC119177 Website: www.babaartslimited.com

## STATEMENT OF ASSETS & LIABILITIES

(Rs. In Lacs)

| Particulars   | As at<br>March 31, 2019 | As at<br>March 31, 2018 |
|---|-------------------------|-------------------------|
| <b>ASSETS</b>   |                         |                         |
| <b>Non-Current Assets</b>                               |                         |                         |
| (a) Property, Plant and Equipment                       | 150.28                  | 156.49                  |
| (b) Financial Assets                                    |                         |                         |
| (i) Investment  | 0.03                    | 0.03                    |
| (ii) Security Deposits                                  | 0.35                    | 0.35                    |
| (iii) Trade Receivables                                 | -                       | -                       |
| (iv) Taxes  | 51.35                   | 215.08                  |
| (c) Deferred Tax Assets                                 | 36.00                   | 10.97                   |
| <b>Total Non Current Assets</b>                         | <b>238.00</b>           | <b>382.92</b>           |
| <b>Current Assets</b>                                   |                         |                         |
| (a) Inventories   | -                       | -                       |
| (b) Financial Assets                                    |                         |                         |
| (i) Investment  | -                       | -                       |
| (ii) Trade Receivables                                  | 3.22                    | 58.00                   |
| (iii) Cash and Cash Equivalent                          | 64.12                   | 83.85                   |
| (iv) Bank balances other than Cash and Cash Equivalents | 428.04                  | 728.34                  |
| (v) Loans   | 705.00                  | 460.00                  |
| (v) Other Financial Assets                              | 15.54                   | 15.47                   |
| (c) Other Assets  | 229.37                  | 171.30                  |
| <b>Total Current Assets</b>                             | <b>1,445.28</b>         | <b>1,516.95</b>         |
| <b>TOTAL ASSETS</b>                                     | <b>1,683.28</b>         | <b>1,899.87</b>         |
| <b>EQUITY AND LIABILITIES</b>                           |                         |                         |
| <b>Equity</b>   |                         |                         |
| (a) Share Capital                                       | 525.00                  | 600.18                  |
| (b) Other Equity  | 1,088.42                | 1,231.59                |
|   | <b>1,613.42</b>         | <b>1,831.77</b>         |
| <b>Liabilities</b>                                      |                         |                         |
| <b>Non Current Liabilities</b>                          |                         |                         |
| (a) Other Financial Liabilities                         | 5.62                    | 5.65                    |
| (b) Security Deposit                                    | -                       | -                       |
| (c) Employee Benefit Obligation                         | 5.82                    | 4.04                    |
| (d) Deferred Tax Liabilities                            | 16.14                   | 1.45                    |
| <b>Total Non Current Liabilities</b>                    | <b>27.58</b>            | <b>11.14</b>            |
| <b>Current Liabilities</b>                              |                         |                         |
| (a) Financial Liabilities                               |                         |                         |
| (i) Trade and Other Payables                            | 33.82                   | 31.51                   |
| (ii) Other Financial Liabilities                        | 0.33                    | 0.33                    |
| (b) Employee Benefit Obligation                         | 5.08                    | 4.76                    |
| (c) Other Liabilities                                   | 3.05                    | 20.36                   |
| <b>Total Current Liabilities</b>                        | <b>42.28</b>            | <b>56.96</b>            |
| <b>TOTAL EQUITY AND LIABILITIES</b>                     | <b>1,683.28</b>         | <b>1,899.87</b>         |

For Baba Arts Limited

Gordhan P. Tanwani

Chairman & Managing Director

DIN: 00040942

Place: Mumbai

Date: 9th May, 2019





**INDEPENDENT AUDITOR'S REPORT ON ANNUAL FINANCIAL RESULTS OF BABA ARTS LIMITED PURSUANT TO REGULATION 33 OF THE SECURITIES AND EXCHANGE BOARD OF INDIA (LISTING OBLIGATIONS AND DISCLOSURE REQUIREMENTS) REGULATIONS, 2015.**

**TO THE BOARD OF DIRECTORS  
BABA ARTS LIMITED**

We have audited the accompanying annual Statement of Financial Results of BABA ARTS LIMITED. ("the Company"), for the quarter and year ended March 31, 2019 ("the Statement"), being submitted by the Company pursuant to the requirement of Regulation 33 of the SEBI (Listing Obligations and Disclosure Requirements) Regulations, 2015 as modified by Circular No. CIR/CFD/FAC/62/2016 dated July 5, 2016. Attention is drawn to the fact that the figures for the quarter ended March 31, 2019 and the corresponding quarter ended in the previous year as reported in these annual standalone financial results are balancing figures between audited figures in respect of full financial year and published year to the date standalone figures up to the end of third quarter of the relevant financial year which were subject to limited review.

1. These quarterly financial results as well as the year to date financial results have been prepared on the basis of the annual financial statements and reviewed quarterly financial results up to the end of third quarter, which is the responsibility of the Company's Management and is approved by the Board of Directors. Our responsibility is to express an opinion on the Statement based on our audit of such financial statements, which have been prepared in accordance with Indian Accounting Standard (IND AS) for "Interim Financial Reporting" ("Ind AS 34") prescribed under Section 133 of the Companies Act, 2013 read with relevant rules issued thereunder and other accounting principles generally accepted in India.
2. We conducted our audit in accordance with the Standards on Auditing issued by the Institute of Chartered Accountants of India. Those Standards require that we comply with ethical requirements and plan and perform the audit to obtain reasonable assurance about whether the Statement is free from material misstatement.

An audit involves performing procedures to obtain audit evidence about the amounts and the disclosures in the Statement. The procedures selected depend on the auditor's judgment, including the assessment of the risks of material misstatement of the Statement, whether due to fraud or error. In making those risk assessments, the auditor considers internal financial controls relevant to the Company's preparation and fair presentation of the Statement in order to design audit procedures that are appropriate in the circumstances, but not for the purpose of expressing an opinion on the effectiveness of the Company's internal financial control. An audit also includes evaluating the appropriateness of the accounting policies used and the reasonableness of the accounting estimates made by the Management, as well as evaluating the overall presentation of the Statement.



# ARUNKUMAR K. SHAH & Co.

CHARTERED ACCOUNTANTS



C. A. Arun K. Shah


A/602 Vijay Park Co. Op. Housing Society Ltd., Mathuradas Extn. Road, Iraniwadi, Kandivali (W), Mumbai - 400 067 • Tel.: 2861 1414  
E-mail : arun1957shah@yahoo.com  
Mobile : 93244 61141


We believe that the audit evidence obtained by us, is sufficient and appropriate to provide a basis for our audit opinion.

3. In our opinion and to the best of our information and according to the explanations given to us, the Statement:
  - (i) is presented in accordance with the requirements of Regulation 33 of the SEBI (Listing Obligations and Disclosure Requirements) Regulations, 2015, as modified by Circular No. CIR/CFD/FAC/62/2016 date July 5, 2016; and
  - (ii) gives a true and fair view in conformity with the aforesaid Indian Accounting Standards and other accounting principles generally accepted in India of the **Profit**, total comprehensive income and other financial information of the Company for the quarter and year ended March 31, 2019.

For, ARUNKUMAR K. SHAH & CO.

Chartered Accountants  
(Firm's Registration No. 126935W)



  
Arunkumar K. Shah  
Proprietor  
(Membership No.034606)

Place: Mumbai  
Date: 9<sup>th</sup> May, 2019  
Certificate No. 9/AKS/2018-19

# BABA ARTS LIMITED

3A, Valecha Chambers, New Link Road, Andheri (W), Mumbai - 400 053.

Tel.: 2673 3131 Fax : 2673 3375

email : [babaartslimited@yahoo.com](mailto:babaartslimited@yahoo.com) / [investors@babaartslimited.com](mailto:investors@babaartslimited.com)

CIN-L72200MH1999PLC119177 Website: [www.babaartslimited.com](http://www.babaartslimited.com)

9<sup>th</sup> May, 2019

To,  
BSE Limited  
Dalal Street  
Mumbai – 400 001

Dear Sir/Madam,


**Sub: Declaration pursuant to Regulation 33(3)(d) of the Securities and Exchange Board of India (Listing Obligations and Disclosure Requirements) Regulations, 2015**

I, Naishadh H. Mankad, Company Secretary of Baba Arts Limited (CIN L72200MH1999PLC119177) having its Registered Office at 3A, Valecha Chambers, New Link Road, Andheri (W), Mumbai-400053, hereby declare that the Statutory Auditors of the Company, Arunkumar K. Shah & Co. (Firm Registration Number: 126935W) have issued an Audit Report with unmodified opinion on Audited Financial Results of the Company for the year ended on 31<sup>st</sup> March, 2019.

This declaration is given in compliance with Regulation 33(3)(d) of the Securities and Exchange Board of India ( Listing Obligation and Disclosure Requirements) Regulations, 2015, as amended.

Kindly take this declaration on your records.

**For BABA ARTS LIMITED**

  
Naishadh H. Mankad  
Company Secretary